

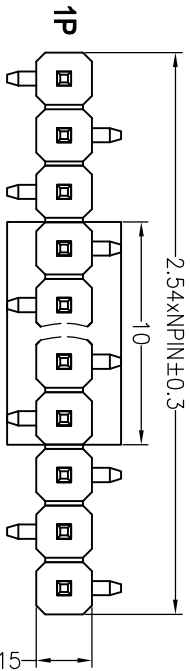


FILE NO. 530310

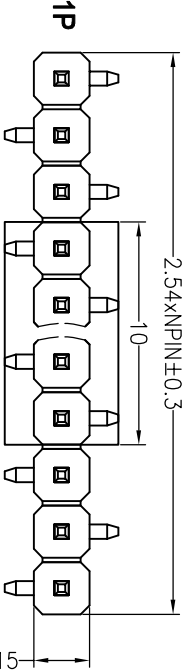
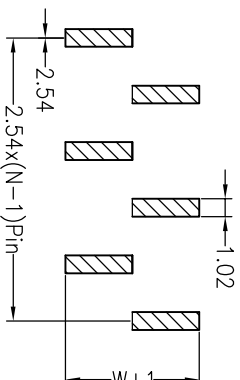
Recommended P.C.B Layout (Top Side)
(PCB BOARD TOLERANCE ±0.05)

SPECIFICATIONS
 Rated Current: 3.0AMP
 Contact Resistance: 20mΩ Max
 Withstand Voltage: 1000V AC/DC
 Insulation Resistance: 1000MΩ Min
 Operation Temperature: -40°C to +105°C

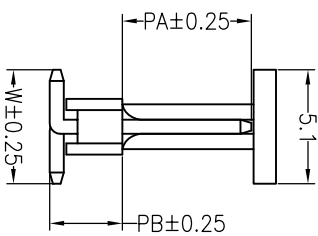
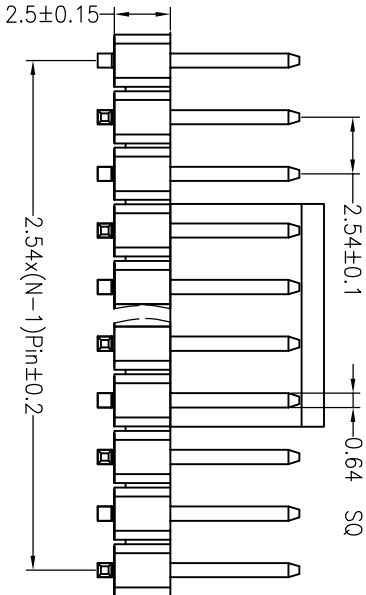
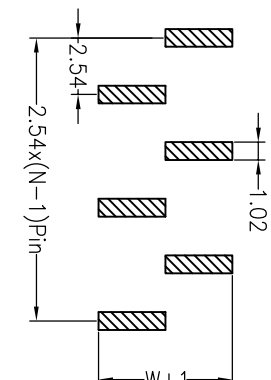
Contact Material: Brass
 Contact Plating: Au Over Ni
 Insulator Material: Polyester (UL94V-0)
 Standard: PA6T
 Max. Processing Temp: 230°C for 30-60 seconds
 (260°C for 10 seconds)



Type01



Type02



Ordering Information

1225 11XX X N XX M XXX X 01

- | | | | | |
|-----------------------------|---|--|------------|---|
| No. of Pins Per Row
1-40 | Insulator Material
Option
A=BK-PBT
C=BK-PA6T
D=BK-PA46
E=BK-PA9T
F=BK-LCP | Contact Plating
G0:Gold Flash
G1:1U" Gold
G2:1.5U" Gold
G3:2U" Gold
G4:3U" Gold
G5:5U" Gold
G6:10U" Gold
G7:15U" Gold
S0:Gold Flash/Tin
SN:tin | Pin Length | Packing
0=Fe Bag
A=Tray
T=Tube
P=Tube+Cap
R=Reel+Cap
M=Reel+Mylar |
|-----------------------------|---|--|------------|---|

Dimension unit:mm				
ITEM	PA	PB	W	L
Standard	6.00	3.20	5.00	11.00

OPERATION		DRAW		SCALE		FIT	
X.X		YH/Sheng		UNIT		mm	
X.XX		CHECK		SIZE		A4	
X.XXX		±0.10		SHEET		1/1	
Angle		±3°		PROJ.		☐	
DIM		TOL		TITLE:		2.54mm Pin Header 2.5mm SMT	

JIN 深圳市锦凌电子有限公司
 SHENZHEN JINLING ELECTRONIC CO.,LTD
 Tel: 86-755-2997-5806/5802 Fax: 86-755-2997-5992

PART NO. 122511XXXXXXMXXXXX01

REV	DATE	MODIFICATION DESCRIPTION	CHANGE	APPROVE	DATE
A0	2012.03.28	NEW DRAWING			